



# **World Para Powerlifting**

## **Appendix 10: Protocol Guidelines**

Version 1.1

2025

# Table of Contents

<b>1</b>	<b>Introduction.....</b>	<b>3</b>
1.1	Objectives .....	3
1.2	Target audience .....	3
<b>2</b>	<b>WPPO protocol .....</b>	<b>3</b>
2.1	Official names of the Recognised Competitions.....	3
2.2	National anthems.....	4
2.3	World Para Powerlifting flag .....	4
<b>3</b>	<b>Protocol services .....</b>	<b>6</b>
3.1	Venue protocol .....	6
3.2	Opening and Closing Ceremony .....	7
<b>4</b>	<b>Victory Ceremonies.....</b>	<b>10</b>
4.1	Flag position .....	10
4.2	NPC flags .....	10
4.3	Flag handling .....	11
4.4	Official languages .....	11
4.5	Victory Ceremony Field of Play .....	11
4.7	Victory Ceremony protocol order .....	14
4.8	Medals and diplomas presentations .....	15
4.9	Individual event and team events .....	15
4.10	WPPO approval of medals and diplomas .....	15
4.11	WPPO copyright .....	15
4.12	Policy relating to victory medals .....	16
<b>5</b>	<b>Requirements for diplomas &amp; certificates.....</b>	<b>19</b>
5.1	Diplomas .....	19
5.2	Certificates of Participation.....	20
<b>6</b>	<b>Athlete Presentation .....</b>	<b>21</b>
6.1	WPPO Recognised Competitions.....	21
6.2	Games & WPPO Championships .....	22
<b>7</b>	<b>Technical Officials Presentation.....</b>	<b>23</b>
7.1	WPPO Recognised Competitions.....	23
7.2	Games & WPPO Championships .....	23
<b>8</b>	<b>Version History .....</b>	<b>24</b>

# 1 Introduction

## 1.1 Objectives

The objectives of the Protocol Guide are:

- To address technical information regarding the Local Organising Committee's (LOC's) protocol obligations identified in the contract.
- To make recommendations to a LOC regarding procedures and processes by which those obligations may be met.
- To make recommendations to a LOC regarding other protocol issues that may affect the overall success of the Recognised Events

## 1.2 Target audience

The target audiences for this Protocol Guide include:

- WPPO Championships and World Cup
- LOC protocol functional area management and staff
- Constituent groups liaisons stationed in other LOC functional areas

# 2 WPPO protocol

## 2.1 Official names of the Recognised Competitions

- The WPPO World Championships should be referred to as the following:
  - (city) (year) World Para Powerlifting Championships
  - For example: Dubai 2023 World Para Powerlifting Championships
- The WPPO Regional Championships should be referred to as the following:
  - (city) (year) World Para Powerlifting (Region) Open Championships
  - For example: Tbilisi 2022 World Para Powerlifting European Open Championships
- The WPPO World Cup should be referred to as the following:
  - (city) (year) Para Powerlifting World Cup
  - For example: Dubai 2022 Para Powerlifting World Cup

## 2.2 National anthems

The LOC must, respecting legal requirements, acquire a shortened version (approximately 60 seconds) of the national anthem of all the countries and regions participating in the Championships/World Cup. All anthems must be instrumental (without any lyrics) and of the same style.

The LOC should take the opportunity to have all anthems checked and confirmed in writing by the respective NPCs on the occasion of the Team Leaders meeting prior to the commencement of the Championships/World Cup.

## 2.3 World Para Powerlifting flag

The WPPO flag shows the WPPO wordmark on a white background.

A WPPO flag should fly for the entire duration of the Championships/World Cup in a prominent position in the main competition venue (or location as determined by WPPO). Such flag in the main venue is hoisted during the Opening Ceremony and lowered during the Closing Ceremony of the Championships/World Cup.

### 2.3.1 Production of the WPPO flag

The LOC is responsible for producing all required WPPO flags for the Championships/World Cup. Flags will be displayed in a 3:2 ratio.

- **Horizontal display:**

- Pantone Codes:
- Pantone: 1805 C
- Pantone: 412

- **IF Full Colour logo**

- CMYK Codes:
- CMYK: 0 98 75 22
- CMYK: 0 0 0 80



### 2.3.2 Flags in general

#### 2.3.2.1 General usage rules for flags

Great care must be taken to ensure that all flags are produced according to WPPO and NPC specifications regarding colour, design and orientation. The LOC is responsible for providing all required flags including the protocol set and national flags to ensure that sizes are the same.

The LOC needs to ensure that flags are displayed at the competition venue from the start of the first session until after conclusion of the competition.

#### 2.3.2.2 Protocol set of flags (in order of precedence)

- WPPO flag
- Flag of the host country
- Flag of the LOC and/or host city (depending on circumstances)

#### 2.3.2.3 Opening and Closing Ceremonies

Flag of each participating NPC (please refer to the section on the Opening/Closing Ceremony in this guide for further information on the order for the athletes'/flag parade)

#### 2.3.2.4 Competition venue(s)

Flags of the NPCs participating (in alphabetical order according to English or the language of the host country whereas the flag of the host country should fly in the last position.)

#### 2.3.2.5 Flag proportion

National Paralympic Committee (NPC) flags are traditionally produced in many different sizes and shapes. However, the flag protocol dictates that when massed in a display, all flags should be identical in size, to avoid that some flags could stand out more than others, against the Paralympic spirit which promotes equality and mutual respect amongst nations.

Therefore, a standard 2:3 ratio (2 height x 3 length, e.g., 1.5m x 2.25m) has been established as the standard ratio for flags during the Championships/World Cup. Any variation of this rule requires WPPO approval.

All designs of flags must be approved by each NPC before the production and signed off at the Team Leader's meeting prior to the start of the Championships/World Cup.

#### 2.3.2.6 Precedence of flags at ceremonies and competition venues

When viewed from the front, flags should be displayed from left to right beginning at the point of honour. In general, the point of honour is to your left when looking from the Family seating area towards the Field of Play.

All flag displays should begin with the protocol set. Where possible, there should then be a space of one flag, followed by the NPC flags displayed in alphabetical order (according to English or the language of the host country) from left to right. As host, the flag of the host country should fly last in the set of competing NPC flags. In general, all flags should be evenly spaced and displayed at the same level.

#### **Note**

Should the host country belong to the EU, the European Union flag may be added to the protocol set depending on the constitutional requirements of the host country.



### 2.3.2.7 Digital flags

If the LOC would like to use digital flags for the Victory Ceremonies, a request needs to be submitted to WPPO.



## 3 Protocol services

This section describes the services provided by the LOC protocol function to the different constituent groups of the Championships/World Cup Family during the Championships/World Cup.

### 3.1 Venue protocol

At a generic venue, venue protocol consists of a series of different activities aimed to appropriately serve the guests.

The activities can be divided as follows:

#### 3.1.1 Championships/World Cup Family lounge management

The Championships/World Cup Family lounge is the hospitality area for accredited guests in competition venue (access zone 6). Snacks and drinks should be offered in the Championships/World Cup Family lounge. The lounge area should be accessible.

The main activities based in the Championships/World Cup Family lounge are the following:

- Welcome of guests
- Meeting point for medals and flower presenters
- General supervision of the operational activities inside the lounge

The lounge at the competition venue is operational on the days in which competition takes place. It is recommended to open the lounge no earlier than half an hour before the beginning of the competition/ceremony. The closing is recommended no later than half an hour after the end of the event.

#### 3.1.2 Accredited seating management

In a competition venue and in venues where official ceremonies are held, specific stands are assigned to the accredited guests. Please note here that accessible seats also need to be available.

The main activities based in accredited seating area are the following:

- Management of the seats in the stands and consequent problem solving in case of specific situations (e.g., high attendance of an event)
- Co-ordination with Victory Ceremonies team for accompanying the presenters to the Green Room (Victory Ceremony preparation area)

## **3.2 Opening and Closing Ceremony**

### **3.2.1 WPPO approvals**

The Opening and Closing Ceremony programme must be submitted to WPPO in a timely manner for approval. Depending on the scale of the ceremony, the LOC should consider incorporating artistic parts which are usually connected with the host country traditions, history and creativity.

### **3.2.2 Dates**

The Opening Ceremony usually takes place one day before the start of the competitions and the Closing Ceremony after completion of the last event/match. Depending on the overall size of the Championships/World Cup, WPPO will consider different formats and timings for the Opening and Closing Ceremonies. The concepts need to be submitted to WPPO for approval.

### **3.2.3 Opening and Closing Ceremony protocol operations**

#### **3.2.3.1 WPPO official box and stands management**

The official box is a dedicated area inside the venue with assigned seating for the highest representatives of the IPC, WPPO, the LOC and local government/city. WPPO official box shall be accessible for wheelchair users and designed in a manner to be able to accommodate wheelchair users within the protocol order of precedence. The seating plan of WPPO official box requires prior approval of WPPO.

#### **3.2.3.2 Additional stand management**

Apart the official stand reserved for the Championships/World Cup Family members, other stands shall be reserved for athletes, team officials and media.

#### **3.2.3.3 Language services**

All ceremonies must be conducted in English and potentially in the official language of the host country (if required).

Official speeches taking place during the ceremonies should be in English. If any speeches are conducted in the host city language, a translation into English should be displayed on a video board.

### 3.2.4 Opening Ceremony protocol order and requirements

#### 3.2.4.1 Protocol order at the Opening Ceremony

Protocol elements within the Opening Ceremony are fundamental to the correct communication of Paralympic values and ideals. Therefore, while artistic segments may be interspersed between these protocols, the protocol elements stated below must be placed in the following order:

##### a) Introduction of the most prominent representatives of WPPO, LOC and host city

The highest representatives of WPPO, the LOC and host city will be officially introduced by the master of ceremony (MC).

##### b) Playing of the national anthem and hoisting of the host country's flag

After the introduction, the national anthem of the host country is then played or sung, as the host country's flag is hoisted. While patriotic, the LOC shall not make this moment political or more than a solemn and reverent raising of their national flag.

##### c) Parade of the athletes

The parade of the athletes is the next required element of protocol and Paralympic tradition. Each delegation dressed in its official uniform must be preceded by a name-board/placard bearing its name (in English and/or the language of the host country) and must be accompanied by its flag, to be carried by a member of the delegation. The flags of the participating delegations, as well as the name-boards shall be provided by the LOC and shall all be of equal size. The name-board bearers shall be designated by the LOC. The flag bearers shall be designated by the NPC. The LOC should provide the holding devices for the flag bearers who use wheelchairs.

The delegation's parade in alphabetical order according to English or the language of the host country. Please note that the team of the host country enters the stadium/venue last. The marching order and proposed marching flow (how athletes will enter the scenario) must be submitted to the WPPO for approval prior to the ceremony.

The delegations shall parade past the official WPPO box after entering the stadium/venue. Each delegation, after completing its march, proceeds to the seats that have been reserved for it in order to watch the ceremony. Seats must be made available for all non-parading participants.

All delegations including the host country's delegation shall be treated equally. Their flags, name-boards, entry music, announcements, and all other acknowledgements shall be the same. No single country shall receive greater attention than any other.

Under specific circumstances, the LOC could also submit a request to WPPO for a flag parade (only the flag bearer of the team plus one volunteer carrying the placard)

##### d) Official speeches

After the athletes have all entered, the MC announces the speakers (name and title) while they proceed to the official rostrum. There, first the president of the LOC gives a speech of welcome and then the WPPO representative shall deliver a brief speech of welcome. Speeches should be of maximum three (3) minutes duration.

Should the mayor of the host city wish to address some words of welcome, this can be done prior to the speech of the LOC president.



#### e) Opening of the Championships/World Cup

Without any further comment or speech, the highest official representative of the host city/country declares open the Championships/World Cup by saying: "I declare open the (city) (year) (World Para Powerlifting) Championships/or European Championships/ or World Cup" (e.g., "I declare open the Dubai 2023 World Para Powerlifting Championships")

During the entire period of the WPPO Event, including all ceremonies, no speeches of political nature may be held by any representative of any government or other public authority, nor by any other politician, in any venue placed under the responsibility of the LOC. During the Opening and Closing Ceremony, only the WPPO representative, the LOC president and the mayor of the host city are entitled to deliver short addresses.

#### f) Raising the WPPO flag

After the Championships/World Cup have been declared open, the WPPO flag, unfurled horizontally, is brought into the stadium/venue accompanied by respectful and dignified music of national origin.

The WPPO flag must fly on the most prominent pole in the stadium/venue for the duration of the Championships/World Cup, through the end of the Closing Ceremony.

The location of the WPPO flag must be approved by WPPO.

#### g) Swearing of the oaths

An athlete, a judge and a coach of the NPC of the host city get onto the stage accompanied by a volunteer holding the WPPO flag. The athlete should be positioned closest to the WPPO flag, followed by the judge and then the coach. Each stakeholder recites their specific line:

- The athlete: "In the name of all the competitors I promise that we shall take part in these Championships, respecting and abiding by the rules which govern them, committing ourselves to a sport without doping and without drugs, in the true spirit of sportsmanship for the glory of sport and the honour of our teams".
- The TO: "In the name of all the technical officials, I promise that we shall officiate in these Championships with complete impartiality, respecting and abiding by the rules which govern them, in the true spirit of sportsmanship".
- The coach: "In the name of all coaches and other members of the athletes' entourage, I promise that we shall commit ourselves to ensuring that the spirit of sportsmanship and fairplay is fully adhered to and upheld in accordance with the fundamental principles of the Paralympic Movement".

Then the athlete holding one corner of the WPPO flag, recites on behalf of all three groups, the TO and coach standing close to him/her:

"...we promise to take part in these Championships/World Cup, respecting and abiding by the rules and in the spirit of fair play. We all commit ourselves to sport without doping and cheating. We do this, for the glory of sport, for the honour of our teams and in respect for the fundamental principles of the Paralympic Movement."

#### h) Closing

### 3.2.5 Closing Ceremony protocol order and requirements

#### 3.2.5.1 Protocol order at the Closing Ceremony

- a) Introduction of the most prominent representative of WPPO, LOC and host city

The highest representatives of the WPPO, the LOC and host city will be officially introduced by the master of ceremony (MC).

- b) Playing of the national anthem and hoisting of the host country's flag

After the introduction, the national anthem of the host country is then played or sung, as the host country's flag is hoisted. While patriotic, the LOC shall not make this moment political or more than a solemn and reverent raising of their national flag.

- c) Entry of nations' flags

The entry of the nations' flags is the next element of the Closing Ceremony. All flags of the competing nations enter the stadium/venue brought in by volunteers. The flags enter in alphabetical order according to English and/or the language of the host country. The host country's flag enters last. The flags should then be placed in a semi-circle adjacent to or behind the rostrum/stage.

- d) Official speeches

Speakers should be introduced by the MC.

The president of the LOC gives a brief speech wherein he/she thanks the athletes and volunteers.

Immediately after the address by the president of the LOC, the representative of WPPO gives the closing speech of the Championships/World Cup and declares the close of the Championships/World Cup.

- e) Lowering of the WPPO flag

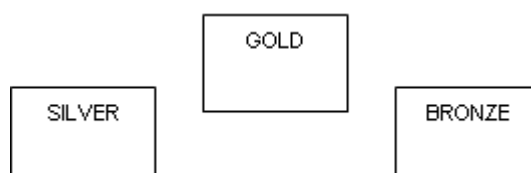
the WPPO flag is slowly lowered from the flagpole and carefully folded in a dignified manner at the base of the pole and carried out of the venue.

- f) Closing

## 4 Victory Ceremonies

### 4.1 Flag position

All flags, at both indoor and outdoor locations, will be raised in the horizontal format. Flags will be raised in the following formation when viewed from the athletes' position on the medals podium.



### 4.2 NPC flags

The LOC must acquire the national or NPC flags of all the countries and territories participating in the Championships/World Cup. The LOC must ensure that all the flags are checked and confirmed in writing by the respective NPCs prior to the commencement of the Championships/World Cup.

### 4.3 Flag handling

Protocol requires certain etiquette when handling a flag, a country's foremost symbol:

- Flags should be folded when carried to and from flagpoles
- No flag should be raised in a position inferior to another flag
- No flag should be smaller than another
- Flags should be securely fastened so as not to fall
- When a flag visibly deteriorates, it should be replaced with a new one
- Flags should not touch the ground

### 4.4 Official languages

The official language of WPPO is English.

The official language(s) of the WPPO Championships/World Cup are English and the language that is officially recognised as official language of the host country.

#### **Note**

Should the host country have more than one official language, then the language that is officially recognised as the first language of the city/country shall be used.

The purpose of the Victory Ceremonies is to award with honour and circumstance the athletes who have won a medal during the Championships/World Cup and to make the moment memorable and meaningful.

Victory Ceremonies usually take place at the conclusion of each sport event directly at the venue in order to present the medals and flowers to the athletes.

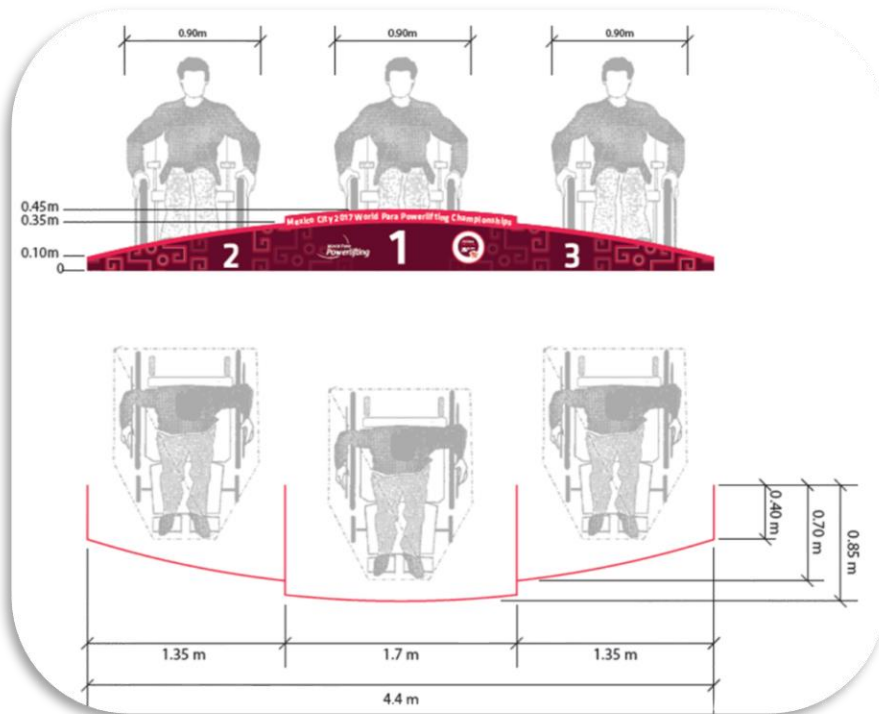
### 4.5 Victory Ceremony Field of Play

The Victory Ceremony "Field of Play" and access pathways shall be fully accessible to all athletes and medal/flower presenters.

The Victory Ceremony podiums must have a common design, look and be accessible for athletes using wheelchairs allowing them to independently access and position themselves on the podium.

The width of the podiums should be wide enough for a wheelchair user to be able to safely reach the top and have sufficient room to turn to go back down. The material of the ramp should be non-slippery.

The victory podium design (including drawings and measurements) must be submitted to WPPO for approval no later than (2) months prior to the commencement of the competition.



#### 4.5.1 Brand integration and message

Each ceremony is an opportunity to support, enhance and deepen the vision and brand of the Championships/World Cup. Victory Ceremony podiums and backdrops should tie visually and thematically to the Championships/World Cup' message, look and theme. Medals, ribbons and flowers should incorporate the vision of the Championships/World Cup.

#### 4.5.2 Language services

All ceremonies must be conducted in English. If the competition schedule allows more time to be dedicated to the Victory Ceremony, then the ceremony can additionally be conducted in the official language of the host country.

#### 4.5.3 Medal and flower presenters

For each Victory Ceremony held during the Championships/World Cup, one (1) medal presenter and one (1) flower presenter is identified. The same medal/flower presenter can be scheduled for several Victory Ceremonies, however the same presenters should not be assigned to more than three (3) consecutive ceremonies.

A concept to only use one presenter per ceremony can be implemented.

Presenting medals and/or flowers/gifts in a Championships/World Cup Victory Ceremony is a privilege granted exclusively by WPPO/the LOC to select individuals from pre-determined categories. The LOC should work closely with WPPO protocol on the selection of the presenters. The complete list of presenters must be approved by WPPO. The categories for medal and flower presenters are:

- IPC Governing Board Members
- President and Executive Board members of the LOC
- High ranked governmental officials from the host city/country
- President and Secretary General of the NPC of host country
- Mayor of host city
- President of IPC Regional Organisation (where the Championships/World Cup are taking place)
- Highest level Senior or Sports Manager of WPPO
- Chairperson and members of WPPO Technical Committee
- IPC Directors
- Executives of sponsors
- Highest level Senior or Sports Manager of the IPC Sport
- LOC distinguished guests
- Paralympic Order recipients
- Other designated people decided by WPPO & the LOC

WPPO recommends that all selected medal and flower presenters should receive the following document for their perusal: Recommended Etiquette for Paralympic Victory Ceremonies.



## 4.7 Victory Ceremony protocol order

All medal winners and presenters must remain on the podium until the Victory Ceremony is completed. The protocol order of the Victory Ceremony must be followed according to the below criteria:

a) Entrance of the presenters and Championships/World Cup medallists

The medallists and the presenters are led and pre-set by hostesses or hosts onto the Victory Ceremony Field of Play. No national flags, banners or other merchandise should be allowed on the medal platform exception made for WPPO sanctioned and approved competitions.

b) Introduction of presenters (name and title)

The medal and flower/gift presenters will be introduced by the MC (name and title).

c) Introduction of the Championships/World Cup medallists (name and country)

The winners' names are announced in the following order: the third place finisher is announced first, followed by the second-place holder, leading up to the announcement of the first-place athlete, the gold medallist and World/European Champion.

As their names are announced, the competitors who are first, second and third, take their places on a podium facing the official stand, with the winner slightly higher than the second-placed who is on his/her right, and the third-placed who is on his/her left. The second and third-place podiums are of equal height. The athletes move on to the podium individually or, in case of team events, together team by team.

For Team Events, the three athletes of each team with maximum of two coaches shall mount the podium.

d) Medal and flower presentations

Medals will be awarded in the order of bronze, silver and gold. There will be no variation of this rule.

The presenter shall hang the medal around the winner's neck. Then the flower presenter presents the winner with a bouquet of flowers.

e) Raising of the national flags and playing of the gold medallist's national anthem

The flag of the winner's delegation shall be hoisted up the central flagpole, and those of the second and the third-placed competitors up adjoining flagpoles to the right and left of the central flagpole at equal height, slightly lower than the central, champion's flag, looking towards the arena. All flags should be of uniform size, usually 1.5m in height and 2.25m in length (2:3 ratio), with horizontal orientation.

While the (abbreviated, in a recording version, no live performances by an orchestra and/or singers) anthem of the winner's delegation is played, the medal winners face the flags.

The location of the Victory Ceremony flags should be in a location that is both visible to the athletes and the spectators. The location of the Victory Ceremony flags should be approved by WPPO.

During the victory ceremony, two (2) flags can be flown from the same pole; they shall be hung in alphabetical order of the language of the host country from top to bottom. Both country anthems shall be played in the same order.

Only when a stand-alone equivalent Next Gen & Rookie competition is not offered (Example: WPPO World Cups) and Next Gen & Rookie, Elite and Legend athletes are permitted to compete together within the same bodyweight category, then should a Next Gen & Rookie athlete achieve a high enough competition result to win a medal within the Elite competition also, then they will be awarded two (2) medals (Next Gen or Rookie and Elite event medals). With the exception of Games, regional and sub-regional para-Games, and the WPPO Elite Championships/World Cup should juniors qualify to compete they will be regarded as an Elite and will compete to achieve the single available Elite medals only.

- A medallist may not delegate the receipt of his/her medal during a Victory Ceremony to another person, if the medallist is not able to attend his/her respective Victory Ceremony for any reason.
- If a competitor is disqualified, his/her medal(s) and diploma(s) must be returned to WPPO for retention or redistribution.

#### **4.8 Medals and diplomas presentations**

The medals and diplomas distributed to athletes must follow specific guidelines relating to production, approval process and distribution.

#### **4.9 Individual event and team events**

For the individual events, the first prize shall be a gold medal and a diploma, the second prize a silver medal and a diploma, and the third prize a bronze medal and a diploma.

For team events, diplomas shall be awarded to all participants.

#### **4.10 WPPO approval of medals and diplomas**

All medals and diplomas shall be produced and distributed under the strict supervision, and subject to the prior written approval of WPPO.

#### **4.11 WPPO copyright**

The LOC shall ensure that a valid assignment of the copyright is made by all the designers of the medals in favour of the WPPO, which shall automatically be the recognised owner of the copyright. If the law of the host country requires that an assignment must be made in writing, the LOC is obliged to draw up the necessary document and to submit it for signature to the WPPO, which shall thereupon be the sole holder of such copyright.

## 4.12 Policy relating to victory medals

The LOC shall provide to WPPO, at the LOC's expense, a minimum of three (3) sets of Championships/World Cup medals.

### 4.12.1 Requirements for victory medals production

#### 4.12.1.1 Size

The medals shall be at least minimum 70mm - maximum 90mm in diameter and minimum 5mm - maximum 10mm in thickness.

#### 4.12.1.2 Weight

The weight of each medal should not exceed 250grs and follow the below table.

Championships			
Age Group	Weight	Thickness	Diameter
Rookie	Min. 180grs	Min. 5mm	Min. 70mm
Next Gen	Min. 180grs	Min. 5mm	Min. 70mm
Elite	250grs	Min. 8mm	Min. 80mm
Legends	Min. 180grs	Min. 5mm	Min. 70mm
Team Event	Weight	Thickness	Diameter
Team per Gender	250grs	Min. 8mm	Min. 80mm
Mixed Team	250grs	Min. 8mm	Min. 80mm

World Cups			
Age Group	Weight	Thickness	Diameter
Rookie	Min. 150grs	Min. 5mm	Min. 70mm
Next Gen	Min. 150grs	Min. 5mm	Min. 70mm
Elite	Min. 150grs	Min. 7mm	Min. 80mm
Legends	Min. 150grs	Min. 5mm	Min. 70mm
Team Event	Weight	Thickness	Diameter
Team per Gender	Min. 150grs	Min. 7mm	Min. 80mm
Mixed Team	Min. 150grs	Min. 7mm	Min. 80mm

#### 4.12.1.3 Material

The medals should be easily recognised as gold, silver and bronze. The medals should be of the same "finish", whether matte or highly polished. Medal recommended composition is 80% bronze/copper and 20% zinc.

#### 4.12.1.4 Mould

In principle, the medals should be round in shape. If the LOC decides to propose medal shape that is not round, the size and shape of the medal must be approved in advance by the WPPO.

#### 4.12.1.5 Ribbon

Each medal shall be provided with a ribbon to give the athletes the possibility to put the medal around the neck. The ribbon could be decorated with the Championships/World Cup emblem and look elements.

Championships			
Age Group	Width	Ribbon Colour*	Ribbon size
Rookie	Min. 2.5cm	Blue	900 mm
Next Gen	Min. 2.5cm	Purple	900 mm
Elite	Min. 4cm	Red	900 mm
Legends	Min. 2.5cm	Black	900 mm
Team Event	Width	Ribbon Colour	Ribbon size
Team per Gender	Min. 4cm	Green	900 mm
Mixed Team	Min. 4cm	Pink	900 mm

*\* Can be adjusted to Championships look and feel.*

World Cups			
Age Group	Width	Ribbon Colour*	Ribbon size
Rookie	Min. 2.5cm	Blue	900 mm
Next Gen	Min. 2.5cm	Blue	900 mm
Elite	Min. 4cm	Red	900 mm
Legends	Min. 2.5cm	Blue	900 mm
Team Event	Width	Ribbon Colour	Ribbon size
Team per Gender	Min. 4cm	Green	900 mm
Mixed Team	Min. 4cm	Green	900 mm

*\* Can be adjusted to World Cup look and feel.*

#### 4.12.1.6 Design

All medal designs require prior approval by the WPPO. The same design applies for all medals. The lines shall be simple, clean and the text (engraved or in relief) should be appropriate for the dimension. Tactile elements should make the medal appealing for persons with visual impairments. The medals are decorated on both sides.



#### 4.12.1.7 Guidelines for medal design

Each medal shall include the following protocol elements:

##### a) Front side

- Official name of the Championships/World Cup in English
- Visual representation of the sport and/or host city
- Design elements (optional)
- See below examples

##### b) Back side

- The design of the back of the medal will only have WPPO wordmark



##### c) Box or pouch

- It is recommended that a box or a pouch for the medals should be provided to the medallists.

#### 4.12.1.8 Medal Chart

Medal Event	Type	Gold	Silver	Bronze	Population
Individual Event: Best Lift	Medal	20	20	20	Elite Athletes
		20	20	20	Rookie Athletes
		20	20	20	Next Gen Athletes
		20	20	20	Legends Athletes
Individual Event: Total Lift	Medal	20	20	20	Elite Athletes
		20	20	20	Rookie Athletes
		20	20	20	Next Gen Athletes
		20	20	20	Legends Athletes



Women's Team Event	Medal	5	5	5	3 Athletes and 2 Team leaders
Men's Team Event	Medal	5	5	5	3 Athletes and 2 Team leaders
Mixed Team Event	Medal	5	5	5	3 Athletes and 2 Team leaders

In addition, a contingency for the Individual Events and the Team Events should be considered such as 3 Gold, 3 Silver, 3 Bronze in the Elite age group and 5 Gold, 5 Silver, 5 Bronze for each Team Events.

#### 4.12.2 Special Event gift

Mascot or special local product shall be presented during Victory Ceremonies at the Championships/World Cup.

## 5 Requirements for diplomas & certificates

### 5.1 Diplomas

The diplomas should be given to the Athletes ranked from first place to eight place on each body weight category.

#### 5.1.1 Material/Shape

The diploma shall be printed on a card of at least 250 g/m<sup>2</sup> or made available digitally.

#### 5.1.2 Design

The look of the diploma shall be in line with the Championships/World Cup look elements, simple and clear to read.

#### 5.1.3 Text

The text of the diploma should be in English and alternatively in the official language of the host city. The following elements should be included in the diploma:

- Event emblem
- Date of the Championships/World Cup
- Name of host city and country
- Athlete's first name, followed by surname (e.g., Andrew Parsons)
- NPC name that the athlete represents
- Discipline/event name
- Signatures and titles of:

- WPPO – lower left hand side
- LOC President – lower right hand side
- For first place – World or (Region) Champion and Gold Medallist
- For second place – Silver Medallist
- For the third place – Bronze Medallist
- Positions from 4th – 8th place shall be indicated by 4th place, 5th place, 6th place, 7th place and 8th place respectively

#### 5.1.4 Template examples



## 5.2 Certificates of Participation

The certificates of participation should be given to all accredited participants.

The certificates of participation are presented by the Organising Committee on behalf of WPPO. For practical purposes, the certificates of participation should be distributed upon the arrival of all the participants in the host city or no later than the last day of the competition.

### 5.2.1 Material/Shape

The diploma shall be printed on a card of at least 250 g/m<sup>2</sup> or made available digitally.

## 5.2.2 Design

The look of the certificates of participation shall be in line with the Championships / World Cup look elements, simple and clear to read. The certificates of participation design requires WPPO approval.

## 5.2.3 Text

The text of the participation certificate should be in English and alternatively in the official language of the host city. The following elements should be included:

- Event emblem
- Date of the Championships/World Cup
- Name of the host city and country
- First name, followed by surname (e.g., Andrew Parsons)
- Text of appreciation

Signatures and titles of:

- WPPO – lower left hand side
- LOC President – lower right hand side

## 5.2.4 Template examples



# 6 Athlete Presentation

## 6.1 WPPO Recognised Competitions

During all WPPO Recognised Competitions with the exception of Games and WPPO Championships, all athlete presentations will be in accordance with the following format:


At five (5) minutes prior to the start of the competition the session start list will be displayed on the scoreboard; and the TA will announce the competing athletes in order of first attempt (lowest to highest) announcing first their country followed by the athlete Name, the athletes will not proceed

onto the FOP during this introduction.

## 6.2 Games & WPPO Championships

During Games and WPPO Championships all athlete presentations could be in accordance with the following format:

At ten (10) minutes prior to the start of the competition the TC will lead the competing athletes onto the FOP. If there are multiple competing groups each group will be presented individually in the order of lifting (as per the printed start list after the weigh in). Once all athletes for the competing group are on the stage the TA will announce the competing athletes (by country and name). Once all athletes have been introduced the TC will lead the athletes back into the Warm-Up area. If there are multiple competing groups this process will then be repeated with the next competing group.



### 6.2.1 Team Events

#### 6.2.1.1 Heats

The athlete presentation for the team event heats phase will begin at exactly ten (10) minutes prior to the start of competition. Each individual team will be presented to the audience on the competition stage one by one by order of the lot draw (lowest to highest).

The Technical controller will order the teams in the warm up room by order of first attempt lowest to highest (as per the printed start list). The technical controller will remain in the warm up room and will signal for the team to proceed to the stage once the technical announcer has called for the team. The team will be led onto the stage by their coach, the three athletes will then be announced by name and once completed the coach will lead his team off the stage, and this will repeat until all teams have been presented. Teams should present themselves in their national uniform or competition kit and are permitted to carry national flags, instruments and props that signify their nation.

#### 6.2.1.2 Head-to-Head

The head-to-head phase will be in accordance with the following format and commence immediately after the last lift of the Heats phase. Once the computer automated draw has selected and displayed the opponents of each head-to-head, the athlete presentation will follow immediately after. The two (2) teams that will be presented first will be the head-to-head Match B (containing the lowest lot number) and immediately following will be the presentation for the two (2) teams in the next head-to-head Match A.

The Technical controller will order the teams in the warm up room, on opposing sides of the stage. When called to the stage by the Technical announcer, one team coach will lead their athletes from the entrance ramp and the opposition team coach will lead his team to the stage from the exit ramp. The Technical announcer will then announce in order of the teams lot draw (highest to lowest) athletes from each team in order of their attempt from the previous phase (Heats phase), (Example Team 1: attempt 1, athlete 2, athlete 3 then repeat for Team 2). Once all athletes have been introduced the team coaches will then escort the team off the stage via the same way that they entered. This process will then be immediately repeated for the teams of the following head-to-head match A. Teams should present themselves in their national uniform or competition kit and are permitted to carry national flags, instruments and props that signify their nation.

#### 6.2.1.3 Third-place match and final match

The third-place match and final phase will be in accordance with the following format.

The presentation for the (mixed/gender) team event third place match and final phase will replicate that of the head-to-head phase, however the athlete presentation for teams in the third-place match will always go first and the presentation for the final will immediately follow this.

## 7 Technical Officials Presentation

### 7.1 WPPO Recognised Competitions

During all WPPO Recognised Competitions the technical official's draw should always immediately follow the end of the athlete presentation. After the draw will follow the technical officials' presentation.

During all WPPO Recognised Competitions with the exception of Games and WPPO Championships, all Technical Official presentations will be in accordance with the following formats:

The TA will announce one (1) by one (1) (by country and name) each of the referees, the VRS ITOs and the TD for the competition, whilst being introduced they will remain in their competition seating positions.

### 7.2 Games & WPPO Championships

During WPPO Championships all Technical Official presentations could be in accordance with the following format:

The three (3) Referees and TC for the event should proceed onto the FOP in the following order TC, RR, LR, CR and the TA will then introduce them one (1) by one (1) (by country and name) following the end of the TOs draw. When their name is announced they should take one step forwards and raise their hand to present themselves to the audience, after all names have been announced the TC should lead the three (3) referees off the FOP.

Then the TA will announce one (1) by one (1) (by country and name) each the VRS ITOs and the TD for the competition who will remain in their competition seating positions whilst being introduced.



At Three (3) minutes before the start of each competition the three (3) Referees and the Spotter/Loaders will proceed to the FOP to take their respective positions for the competition.

## 7.2.1 Team Events

### 7.2.1.1 Heats

The Technical Official presentations for the (mixed/gender) team event heats will immediately follow the athlete presentation, The appointed three (3) Referees and the TC for the event should proceed onto the FOP in the following order TC, RR, LR, CR and the TA will then introduce them one (1) by one (1) (by country and name), when their name is announced they should take one step forwards and raise their hand to present themselves to the audience. Once presented the Technical Controller will exit the stage and the referees will take their seat on the FOP in preparation for the competition to begin. No other Technical Officials will be presented to the audience.

### 7.2.1.2 Head-to-Head, third place match and final match

The technical official presentation for the (mixed/gender) team event knockout phase, third place match and finals phase will take place immediately following the athlete presentation. The computer automated draw will select and display the allocated referees,

In order for the system to select the referees for (mixed/gender) all three phases the following will be considered:

- Will be certified WPPO Level 1 or Level 2 referee
- There cannot be more than one (1) referee from the same country
- There can only be a maximum of 2 referees of the same gender

At Three (3) minutes before the start of each competition the three (3) Referees and the Spotter/Loaders will proceed to the FOP to take their respective positions for the competition.

## 8 Version History

Version	Date	Comments
1.0	2022-02-21	Initial document creation.
1.1	2025-04-15	Update related to new competition cycle 2025-2028.